

These products, previously produced by Parwood
are now available through Delta Door.



| EXTERIOR FRAME UNITS | PAINT GRADE | | | FIR | | | | | | HARDWOODS | | | | | |
|---------------------------------|---|---------|--------|------------|---------|--------|-------------|---------|--------|-----------|---------|--------|---------------------|---------|--------|
| | | | | Flat Grain | | | Vert. Grain | | | Red Oak | | | Maple-Afr. Mahogany | | |
| | 4 9/16" | 6 9/16" | 7 1/4" | 4 9/16" | 6 9/16" | 7 1/4" | 4 9/16" | 6 9/16" | 7 1/4" | 4 9/16" | 6 9/16" | 7 1/4" | 4 9/16" | 6 9/16" | 7 1/4" |
| "D" = Single Door | Incl.: Doorjamb + Brickmould + Sill | | | | | | | | | | | | | | |
| For Doors: 6'8" | 227 | 281 | 349 | 378 | 530 | 572 | 500 | 635 | 708 | 649 | 879 | 1057 | 856 | 1178 | 1428 |
| Add for Prehang: 6'8" | 326 | | | 326 | | | 326 | | | 362 | | | 362 | | |
| For Doors: 7'+8" | 250 | 310 | 383 | 416 | 584 | 630 | 550 | 699 | 778 | 714 | 967 | 1163 | 942 | 1296 | 1571 |
| Add for Prehang: 7'+8" | 358 | | | 358 | | | 358 | | | 399 | | | 399 | | |
| Add for Camber Top Unit | 825 | | | 825 | | | 825 | | | 856 | | | 887 | | |
| Add Prehang for Camber Top Unit | 368 | | | 368 | | | 368 | | | 415 | | | 415 | | |
| "DS" = Single Door + Sidelite | Incl.: Doorjamb + T-Bar + Brickmould + Sill | | | | | | | | | | | | | | |
| For Doors: 6'8" | 344 | 405 | 486 | 551 | 667 | 728 | 736 | 895 | 977 | 1001 | 1268 | 1475 | 1334 | 1706 | 1995 |
| Add for Prehang: 6'8" | 525 | | | 525 | | | 525 | | | 578 | | | 578 | | |
| For Doors: 7'+8" | 379 | 446 | 534 | 607 | 734 | 800 | 810 | 984 | 1074 | 1100 | 1395 | 1623 | 1467 | 1877 | 2195 |
| extra for Heavy Duty T-Bar | 97 | | | 100 | | | 139 | | | 168 | | | 236 | | |
| Add for Prehang: 7'+8" | 578 | | | 578 | | | 578 | | | 635 | | | 635 | | |
| Add for Camber Top Unit | 856 | | | 856 | | | 887 | | | 983 | | | 1014 | | |
| Add Prehang for Camber Top Unit | 368 | | | 368 | | | 368 | | | 415 | | | 415 | | |
| "DD" = 2 Doors | Incl.: Doorjamb + T-Astragal (wood) + Brickmould + Sill | | | | | | | | | | | | | | |
| For Doors: 6'8" | 396 | 479 | 597 | 612 | 746 | 821 | 763 | 941 | 1038 | 1076 | 1391 | 1628 | 1442 | 1882 | 2213 |
| Add for Prehang: 6'8" | 525 | | | 525 | | | 525 | | | 578 | | | 578 | | |
| For Doors: 7'+8" | 436 | 527 | 657 | 673 | 820 | 903 | 840 | 1035 | 1142 | 1184 | 1531 | 1790 | 1586 | 2070 | 2435 |
| Add for Prehang: 7'+8" | 578 | | | 578 | | | 578 | | | 635 | | | 635 | | |
| Add for Camber Top Unit | 825 | | | 824 | | | 824 | | | 856 | | | 887 | | |
| Add Prehang for Camber Top Unit | 368 | | | 368 | | | 368 | | | 415 | | | 415 | | |
| "SDS" = Door + 2 Sidelites | Incl.: Doorjamb + T-Bar + Brickmould + Sill | | | | | | | | | | | | | | |
| For Doors: 6'8" | 499 | 581 | 699 | 788 | 921 | 995 | 1020 | 1198 | 1295 | 1456 | 1771 | 2008 | 1959 | 2401 | 2731 |
| Add for Prehang: 6'8" | 840 | | | 840 | | | 840 | | | 924 | | | 924 | | |
| For Doors: 7'+8" | 549 | 638 | 770 | 866 | 1013 | 1095 | 1121 | 1318 | 1424 | 1602 | 1949 | 2208 | 2156 | 2642 | 3004 |
| extra for Heavy Duty T-Bars | 194 | | | 200 | | | 278 | | | 336 | | | 472 | | |
| Add for Prehang: 7'+8" | 924 | | | 924 | | | 924 | | | 1016 | | | 1016 | | |
| Add for Camber Top Unit | 824 | | | 824 | | | 824 | | | 856 | | | 887 | | |
| Add Prehang for Camber Top Unit | 415 | | | 415 | | | 415 | | | 434 | | | 457 | | |
| "SDDS" = 2 Doors + 2 Sidelites | Incl.: Doorjamb + T-Astragal (wood) + T-Bar + Brickmould + Sill | | | | | | | | | | | | | | |
| For Doors: 6'8" | 605 | 669 | 827 | 950 | 1048 | 1196 | 1211 | 1339 | 1536 | 1761 | 2000 | 2415 | 2373 | 2709 | 3290 |
| Add for Prehang: 6'8" | 1365 | | | 1365 | | | 1365 | | | 1502 | | | 1502 | | |
| For Doors: 7'+8" | 666 | 736 | 910 | 1046 | 1153 | 1316 | 1331 | 1473 | 1689 | 1937 | 2201 | 2657 | 2610 | 2980 | 3618 |
| extra for Heavy Duty T-Bar | 194 | | | 200 | | | 278 | | | 336 | | | 472 | | |
| Add for Prehang: 7'+8" | 1502 | | | 1502 | | | 1502 | | | 1652 | | | 1652 | | |
| Add for Camber Top Unit | 951 | | | 951 | | | 983 | | | 1077 | | | 1109 | | |
| Add Prehang for Camber Top Unit | 415 | | | 415 | | | 415 | | | 457 | | | 457 | | |

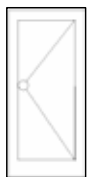
NOTES:

Paint grade units: Alum. Clad sill, all others solid wood

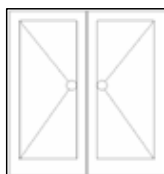
Prehang: Incl. B.B. butt hinges or comparable + weatherstrip
Pemko 234 Door-bottom (for Automatic door bottom add \$160.00)-double drilled

Standard Drilling: 2 1/8" Face Hole - 2 3/8" or 2 3/4" Backset - 1" Edge Hole

Extras: Mortise Case Prep: 68.00 Function Holes: 58.00



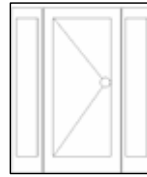
"D"



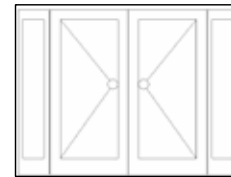
"DD"



"SD"



"SDS"



"SDDS"

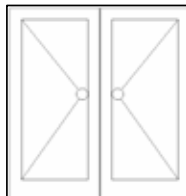
These products, previously produced by Parwood
are now available through Delta Door.



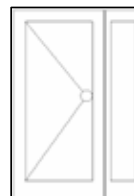
| INTERIOR FRAME UNITS | Paint Grade | | Fir | | | | Hardwoods | | | |
|-------------------------------|------------------------------------|---------|------------|---------|-------------|---------|-----------|---------|-------------------|---------|
| | solid | | Flat Grain | | Vert. Grain | | Red Oak | | Maple-Afr. Mahog. | |
| | 4 9/16" | 6 9/16" | 4 9/16" | 6 9/16" | 4 9/16" | 6 9/16" | 4 9/16" | 6 9/16" | 4 9/16" | 6 9/16" |
| "D" = Single Door | Incl.: Doorjamb | | | | | | | | | |
| For Doors: 6'8" | 110 | 154 | 210 | 299 | 292 | 419 | 328 | 531 | 459 | 743 |
| Add for Prehang: 6'8" | 151 | | 151 | | 151 | | 167 | | 167 | |
| For Doors: 7'+8' | 122 | 170 | 231 | 330 | 321 | 461 | 360 | 585 | 505 | 818 |
| Add for Prehang: 7'+8' | 166 | | 166 | | 166 | | 184 | | 184 | |
| Add for Curved Unit | 133 | | 254 | | 353 | | 397 | | 555 | |
| Add Prehang for Curved Unit | 183 | | 183 | | 183 | | 202 | | 202 | |
| "DS" = Single Door + Sidelite | Incl.: Doorjamb +T-Bar | | | | | | | | | |
| For Doors: 6'8" | 210 | 264 | 365 | 473 | 505 | 653 | 646 | 885 | 897 | 1234 |
| Add for Prehang: 6'8" | 394 | | 394 | | 394 | | 415 | | 415 | |
| For Doors: 7'+8' | 231 | 290 | 402 | 520 | 555 | 718 | 711 | 973 | 986 | 1358 |
| Add for Prehang: 7'+8' | 434 | | 434 | | 434 | | 457 | | 457 | |
| Add for Curved Unit | 719 | | 719 | | 719 | | 746 | | 746 | |
| Add Prehang for Curved Unit | 315 | | 315 | | 315 | | 347 | | 347 | |
| "DD" = 2 Doors | Incl.: Doorjamb +T-Astragal (wood) | | | | | | | | | |
| For Doors: 6'8" | 196 | 252 | 323 | 435 | 426 | 582 | 545 | 796 | 761 | 1146 |
| Add for Prehang: 6'8" | 394 | | 394 | | 394 | | 415 | | 415 | |
| For Doors: 7'+8' | 216 | 277 | 356 | 478 | 469 | 639 | 600 | 876 | 838 | 1260 |
| Add for Prehang: 7'+8' | 434 | | 434 | | 434 | | 457 | | 457 | |
| Add for Curved Unit | 719 | | 719 | | 719 | | 746 | | 746 | |
| Add Prehang for Curved Unit | 315 | | 315 | | 315 | | 315 | | 315 | |



"D"



"DD"



"SD"

**FOR FIRE RATED FRAMES
CHECK FOR INTERIOR OR
EXTERIOR APPLICATION**

| Parveneer Interior Veneered Flat Jamb + T- Stop 1 1/2" | | | | | | | |
|--|---------|-----------------|---------|--------|--------|-----|--|
| Minimum order size: | | 25 pieces | | | | | |
| Small order surcharge: | | \$158 per order | | | | | |
| Per 8'3" length | 4 9/16" | 5 1/4" | 6 9/16" | 7 1/4" | 8 1/4" | 12' | |
| VG Fir | 186 | 191 | 211 | 218 | 242 | 274 | |
| Maple | 201 | 207 | 226 | 230 | 251 | 280 | |
| Sapele Mahogany | 205 | 210 | 228 | 232 | 252 | 281 | |
| Afr. Mahogany | 205 | 210 | 228 | 232 | 252 | 281 | |
| Genuine Mahogany | 242 | 249 | 267 | 275 | 299 | 332 | |
| Cherry | 242 | 249 | 267 | 275 | 299 | 332 | |
| Red Oak | 177 | 183 | 199 | 204 | 221 | 248 | |
| White Oak | 177 | 183 | 199 | 204 | 221 | 248 | |
| Walnut | 242 | 249 | 267 | 275 | 299 | 332 | |
| Teak | 301 | 307 | 326 | 331 | 353 | 382 | |

